

MT series

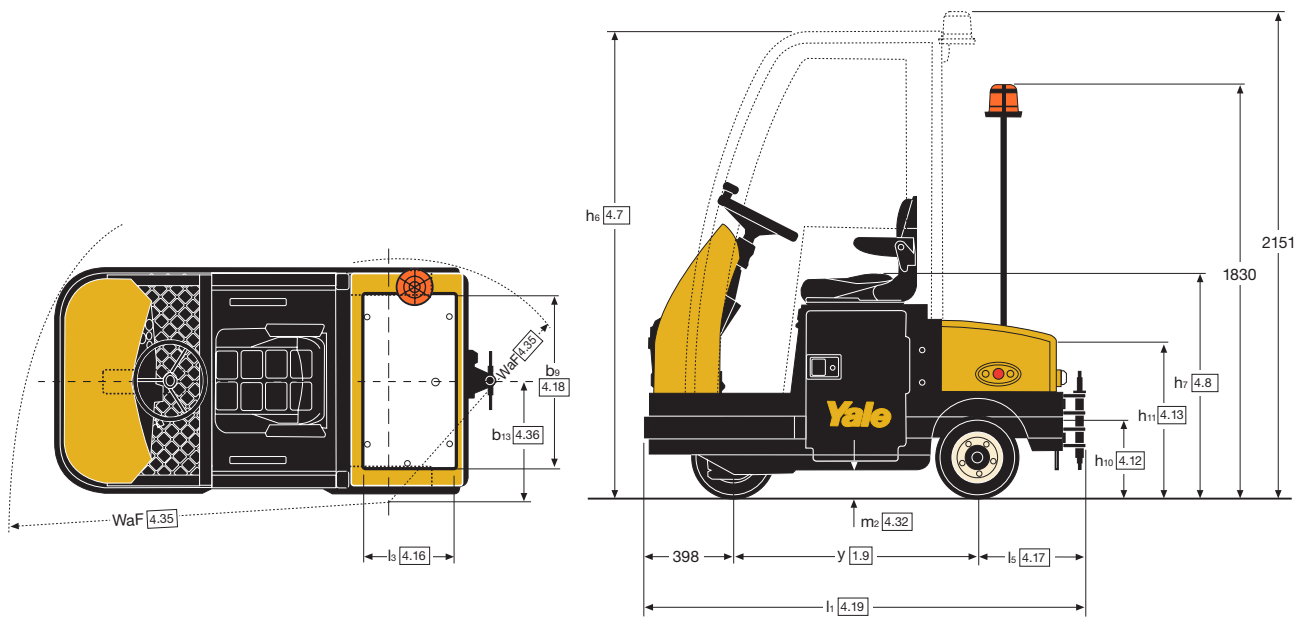
7,000kg / 8,000kg

Seated Tow Tractor

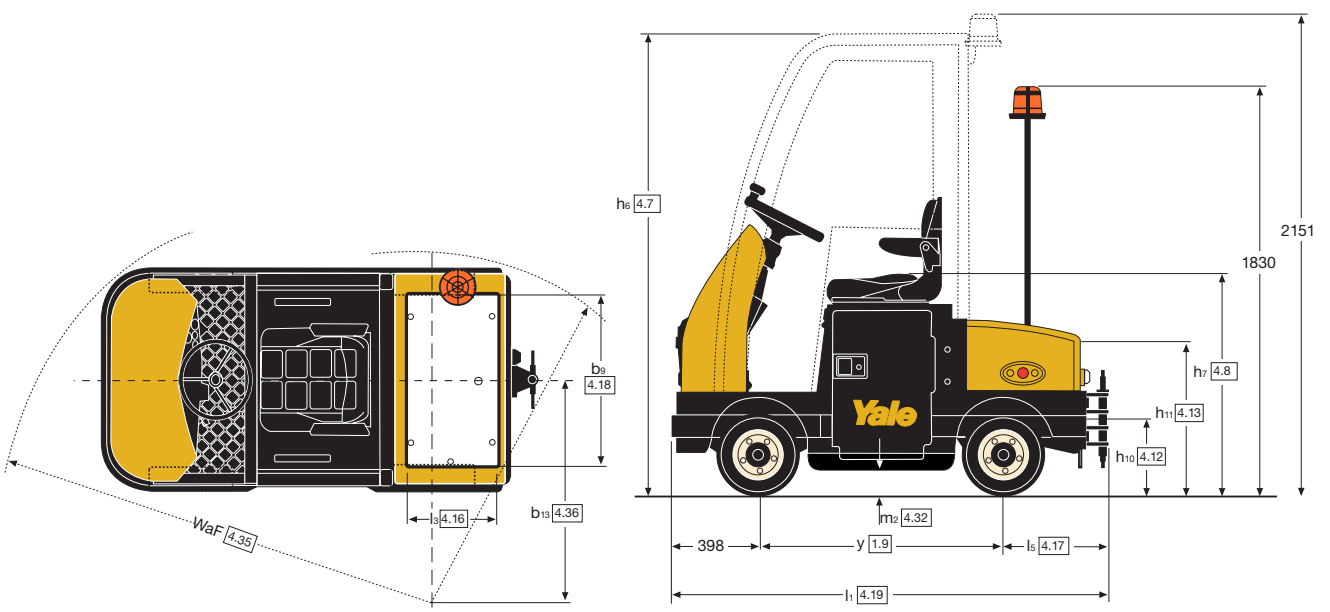


- 3-wheel and 4-wheel models
- Seated versions for medium to long distance travel
- AC control system
- Robust construction
- Cabin options available

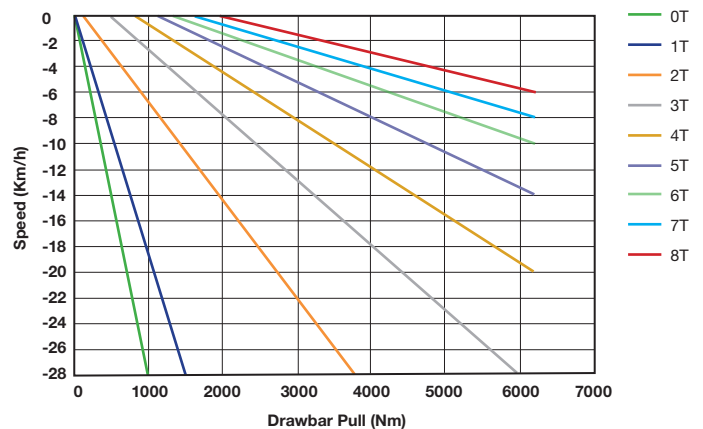
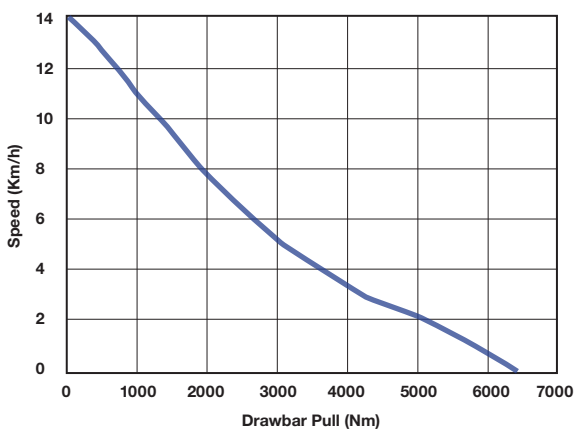
Truck Dimensions - MT70



Truck Dimensions - MT80



Performance charts - MT70, MT80



VDI 2198 – General Specifications

Distinguishing mark	1.1	Manufacturer (abbreviation)		Yale	Yale
	1.2	Manufacturer's type designation		MT70	MT80
	1.3	Drive: electric (battery or mains), diesel, petrol, fuel gas		Electric (battery)	Electric (battery)
	1.4	Operator type: hand, pedestrian, standing, seated, order-picker		Seated	Seated
	1.5	Rated capacity/Rated load	Q (t)	7.0	8.0
	1.7	Rated drawbar pull	F (N)	1400 ⁽⁵⁾	1600 ⁽⁵⁾
	1.9	Wheelbase	y (mm)	1080	1095
Weights	2.1	Service weight ^{(1) (2)}	kg	1280	1252
	2.2	Axle loading, laden front/rear ^{(1) (3)}	kg	559 / 884	547 / 868
	2.3	Axle loading, unladen front/rear ⁽¹⁾	kg	559 / 684	547 / 668
Tyres/chassis	3.1	Tyres: P=Pneumatic, C=Cushion, SE=Superelastic		SE	SE
	3.2	Tyre size, front	ø mm x mm	376 x 114	376 x 114
	3.3	Tyre size, rear	ø mm x mm	376 x 114	376 x 114
	3.5	Wheels, number front/rear (x = driven wheels)		1 / 2 (x)	2 / 2 (x)
	3.6	Tread, front	b ₁₀ (mm)	-	858
	3.7	Tread, rear	b ₁₁ (mm)	882	882
	Dimensions	4.7	Height of overhead guard (cabin)	h ₆ (mm)	2055
4.8		Seat height relating to SIP/stand height	h ₇ (mm)	1067	1067
4.12		Coupling height	h ₁₀ (mm)	345	345
4.13		Loading height, unladen	h ₁₁ (mm)	670	670
4.16		Length of loading surface	l ₃ (mm)	400	400
4.17		Overhang	l ₅ (mm)	472	472
4.17.1		Overhang, cabin	l _{5.1} (mm)	0	0
4.18		Width of loading surface	b ₉ (mm)	765	765
4.19		Overall length	l ₁ (mm)	1950	1950
4.21		Overall width	b ₁ /b ₂ (mm)	1000	1000
4.32		Ground clearance, centre of wheelbase	m ₂ (mm)	120	120
4.35		Turning radius	W _a F (mm)	1726	2048
4.35		Turning radius	W _a R (mm)	1089	1576
4.36		Internal turning radius	b ₁₃ (mm)	550	1050
Performance data	5.1	Travel speed, laden/unladen	km/h	11 / 14	11 / 14
	5.1.1	Travel speed, laden/unladen, backwards	km/h	5	5
	5.5	Drawbar pull (60 min – 5kph)	N	2300	2300
	5.6	Max drawbar pull	N	6300	6300
	5.7	Gradeability, laden/unladen	%	6 / 25	5 / 25
	5.8	Max. gradeability, laden/unladen	%	6 / 25	5 / 25
	5.10	Service brake		Hydraulic	Hydraulic
Electric engine	6.1	Drive motor S2 60 minute rating	kW	4	4
	6.3	Battery according to DIN 43531/35/36 A,B,C, no		43531/A	43531/A
	6.4	Battery voltage/nominal capacity Ks	(V) / (Ah)	48 / 375 ⁽⁶⁾	48 / 375 ⁽⁶⁾
	6.5	Battery weight ⁽⁵⁾	kg	585	585
	6.6	Energy consumption according to VDI cycle	kWh/h	3.93	4.58
		8.1	Type of drive unit		Solid axle with integral A/C motor & differential
	10.7	Sound pressure level at the driver's seat	dB(A)	50.5	59.3

Cabbed version

Weights	2.1	Service weight	kg	1402 (roll up doors)	1437 (slam doors)
	2.2	Axle loading, laden front/rear ⁽²⁾	kg	659 / 943	675 / 962
	2.3	Axle loading, unladen front/rear	kg	659 / 743	675 / 762

⁽¹⁾ Values refer to uncabbed version

⁽²⁾ With payload:
MT70 1480kg, MT80 1425kg (uncabbed)
MT70 1602kg, MT80 1637kg (cabbed)

⁽³⁾ 200kg payload over rear axle

⁽⁴⁾ These values may vary of +/- 5%

⁽⁵⁾ Based on 200N / tonne rolling resistance on a level dry surface

⁽⁶⁾ See 'Batteries table.'

All values are nominal values and they are subject to tolerances.

For further information, please contact the manufacturer.

Yale products might be subject to change without notice.

Trucks illustrated may feature optional equipment.

Values may vary with alternative configurations.

MT series

Models: MT70, MT80



Batteries Table

Distinguishing mark	1.1	Manufacturer (abbreviation)	Yale				Yale				
			MT70 Uncabbed				MT80 Uncabbed				
Weights	2.1	Service weight ⁽¹⁾	kg	1140	1243	1240	1280	1112	1215	1212	11252
	2.2	Axle loading, laden front/rear ⁽²⁾	kg	513 / 827	559 / 884	558 / 882	576 / 904	500 / 812	547 / 868	545 / 867	563 / 889
	2.3	Axle loading, unladen front/rear	kg	513 / 627	559 / 684	558 / 682	576 / 704	500 / 612	547 / 668	545 / 667	563 / 689
Electric engine	6.3	Battery according to DIN 43531/35/36 A,B,C, no		43531/A	43531/A	43531/A	43531/A	43531/A	43531/A	43531/A	43531/A
	6.4	Battery voltage/nominal capacity Ks	(V) / (Ah)	48 / 240	48 / 315	48 / 345	48 / 375	48 / 240	48 / 315	48 / 345	48 / 375
	6.5	Battery weight ⁽³⁾	kg	445	548	545	585	445	548	545	585
Distinguishing mark	1.1	Manufacturer (abbreviation)	Yale				Yale				
			MT70 Cabbed				MT80 Cabbed				
Weights	2.1	Service weight ⁽¹⁾	kg	1262	1365	1362	1402	1297	1400	1397	1437
	2.2	Axle loading, laden front/rear ⁽²⁾	kg	593 / 869	642 / 923	640 / 922	659 / 943	610 / 887	658 / 942	657 / 940	675 / 962
	2.3	Axle loading, unladen front/rear	kg	593 / 669	642 / 723	640 / 722	659 / 743	610 / 687	658 / 742	657 / 740	675 / 762
Electric engine	6.3	Battery according to DIN 43531/35/36 A,B,C, no		43531/A	43531/A	43531/A	43531/A	43531/A	43531/A	43531/A	43531/A
	6.4	Battery voltage/nominal capacity Ks	(V) / (Ah)	48 / 240	48 / 315	48 / 345	48 / 375	48 / 240	48 / 315	48 / 345	48 / 375
	6.5	Battery weight ⁽³⁾	kg	445	548	545	585	445	548	545	585

⁽¹⁾ With payload: MT70 1480kg, MT80 1425kg (uncabbed)
MT70 1602kg, MT80 1637kg (cabbed)

⁽²⁾ 200 kg payload over rear axle

⁽³⁾ These values may vary of +/- 5%.

MT70 and MT80 Tow Tractors

Comfortable, robust seated tow tractors, designed for use in a wide range of manufacturing and warehouse applications, particularly line-feed operations.

Productivity

- 3-wheel configuration for optimized manoeuvrability.
- 4-wheel configuration for improved stability over uneven surfaces.
- Compact design and highly manoeuvrable.
- Acceleration and travel speeds can be adjusted to the particular needs of the application via the console by a service engineer.
- Anti roll-back software control for easier starting on ramps.
- 4x battery options: 240Ah (standard) with 315Ah, 345 and 375Ah as upgrade options.

Ergonomics

- Easy access with a low single step, offering wider floor area.

- High level driver control.
- Comfortable suspension seat.
- Vertical or lateral battery extraction as standard.
- External inching control to assist driver with trailer hitching.
- Reduced torque steering input.
- Power assisted steering on 4-wheel model.
- Heated cab and slam locking doors on 4-wheel model.

Cost of Ownership

- Advanced control features, such as easy diagnostics via hand-held controller that allows the truck to be tailored to the needs of the application.
- Yale Vision ready.

Dependability

- Solid frame construction and reliable components ensure long-term reliability and durability.
- Automatically applied transmission parking brake.

- Dynamic speed sensing to prevent over-speeding in all driving conditions.
- A sturdy wrap around bumper plate protects the truck against impacts and damage and minimises repair costs.
- The truck's electronics - including the AC traction motor, sealed combi-controller (with IP65 rating), sealed electrical connectors and Hall effect sensors and switches - are all protected from damage to provide excellent reliability, maximum productivity, and reduced servicing costs.

- Reduced wiring complexity is a result of the CANbus communication system, which also provides easy access to components and delivers excellent reliability.

Serviceability

- The low maintenance AC traction motor with built in thermal protection, minimising service downtime.

HYSTER-YALE UK LIMITED

trading as **Yale Europe Materials Handling**
Centennial House, Frimley Business Park,
Frimley, Surrey GU16 7SG, United Kingdom.

Tel: +44 (0) 1276 538500



Fax: +44 (0) 1276 538559

www.yale-forklifts.eu



Publication part no. 220990609 Rev.00 Printed in The Netherlands (0218HG) EN.

Safety: This truck conforms to the current EU requirements. Specification is subject to change without notice.

Yale, VERACITOR and  are registered trademarks. "PEOPLE, PRODUCTS, PRODUCTIVITY", PREMIER, Hi-Vis, and CSS are trademarks in the United States and certain other jurisdictions. MATERIALS HANDLING CENTRAL and MATERIAL HANDLING CENTRAL are Service Marks in the United States and certain other jurisdictions.  is a Registered Copyright.

© Yale Europe Materials Handling 2018. All rights reserved. Truck shown with optional equipment.
Country of Registration: England and Wales. Company Registration Number: 02636775